

MIRO 12,4 24V-2S output relay IN: 24 VAC/DC - OUT: 250 VAC/DC / 6 A

24 V AC/DC
Spring clamp terminals

Image

Vicarious picture

Switching capacity according to (EN 60947)

24 V	AC12;6 A	AC15; 3 A	DC13; 1 A
110 V	AC12;6 A	AC15; 3 A	DC13; 0.2 A
230 V	AC12;6 A	AC15; 3 A	DC13; 0.1 A

Input

Input voltage	19.2...30 V AC/DC
Input current	approx. 17 mA
LED display	LED (green)

Output

Switching voltage	max. 250 V AC/DC
Switching current	max. 6 A (see table)
Min. load current	10 mA/12 V DC
Breaking capacity (voltage dependent)	max. 1500 VA/120 W
Switching frequency	max. 10 Hz
Contact material	Ag Sn O2
Energize/release/contact bounce time	10/15/1.5 ms

General data

Mech./ elect. life	2 × 10 ⁷ /load dependent (for inductive loads we recommend interference suppression components connected parallel to the coil)
Test isolation voltage	4 kV; safe separation (EN 60947-1)
Temperature range	-20...+55 °C
Mounting method	DIN-rail mountable (EN 60715)
Dimensions H × W × D	90 x 12.4 x 65 mm

Commercial data

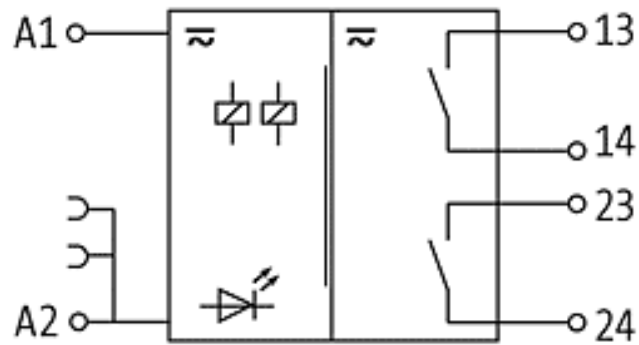
Gross weight	38
Net weight	38
Weight unit	gram
Basic unit	pc.
Customs tariff number	85364900
Unit (piece)	1
Limited value	1

All data on this data sheet was compiled carefully.

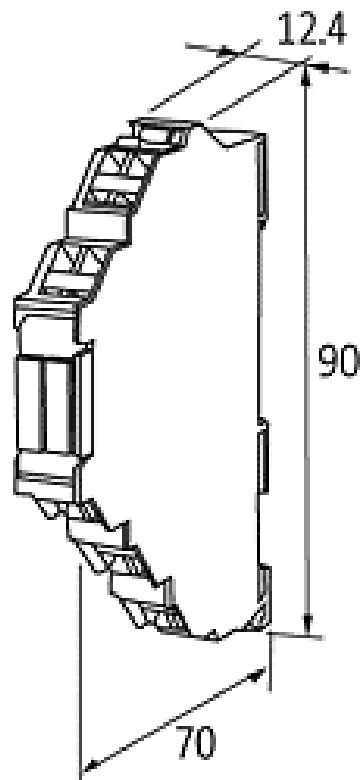
Liability regarding correctness, completeness, and actuality is limited to gross negligence. Created: 05/12

Accessories	Art.-No.
Wiring accessorie plug link	90961
Wiring accessorie 16 pole cross-section: 1 mm ²	90977
Control systems Label plate Miro	90901

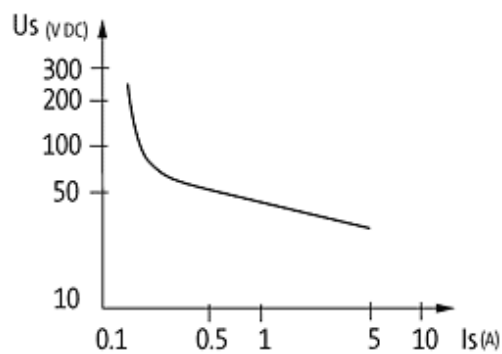
Circuit diagram



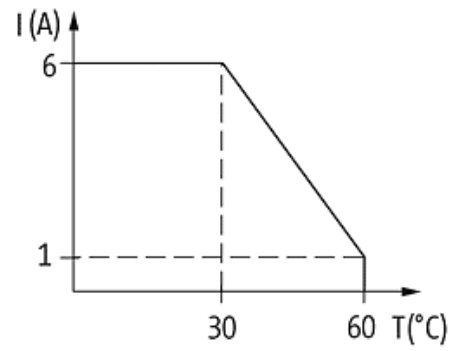
Dimension drawing



Load limit curve



De-rating curve



Representante oficial de:



[Argentina – Uruguay – Paraguay – Bolivia – Colombia – y Perú.]



Calle 49 N° 5764 - Villa Ballester (B1653AOX) - Prov. de Buenos Aires - ARGENTINA
Tel: (+54 11) 4768-4242 / Fax: (+54 11) 4849-1212
Mail: ventas@nakase.com.ar / Web: www.nakase.com.ar

